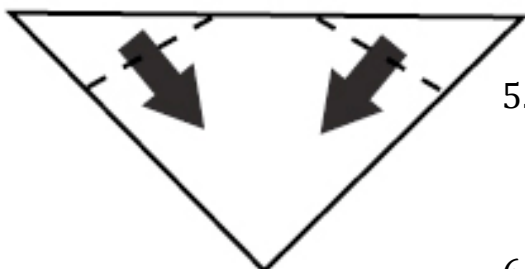
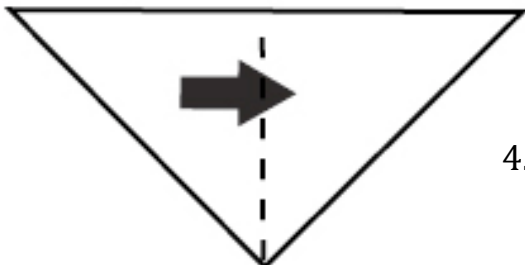
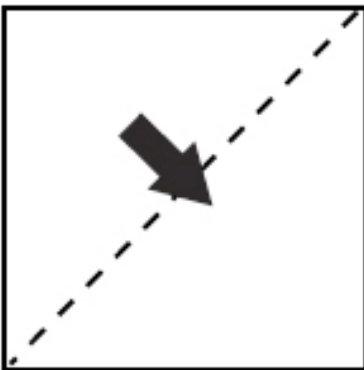
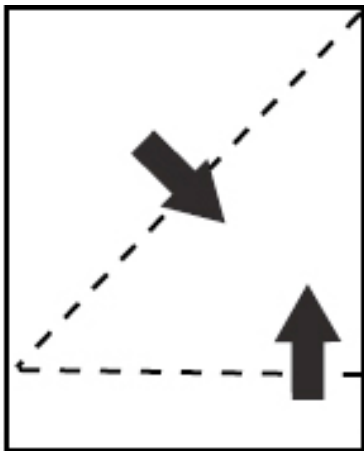



# Origami paper lamb



## Instructions:

1. Make a piece of A4 paper square by folding diagonally and folding up the excess
2. Fold the paper in half diagonally (so you have a triangle).
3. Fold the paper in half diagonally again (so you have a smaller triangle). Crease and unfold- this gives you a crease in the centre of your larger triangle to use as a guide for the next step.
4. Fold down a triangle on each side to make the ears
5. Fold a small bit of the bottom tip of the triangle under for the chin
6. Draw eyes, nose and mouth. Or stick on googly eyes!